

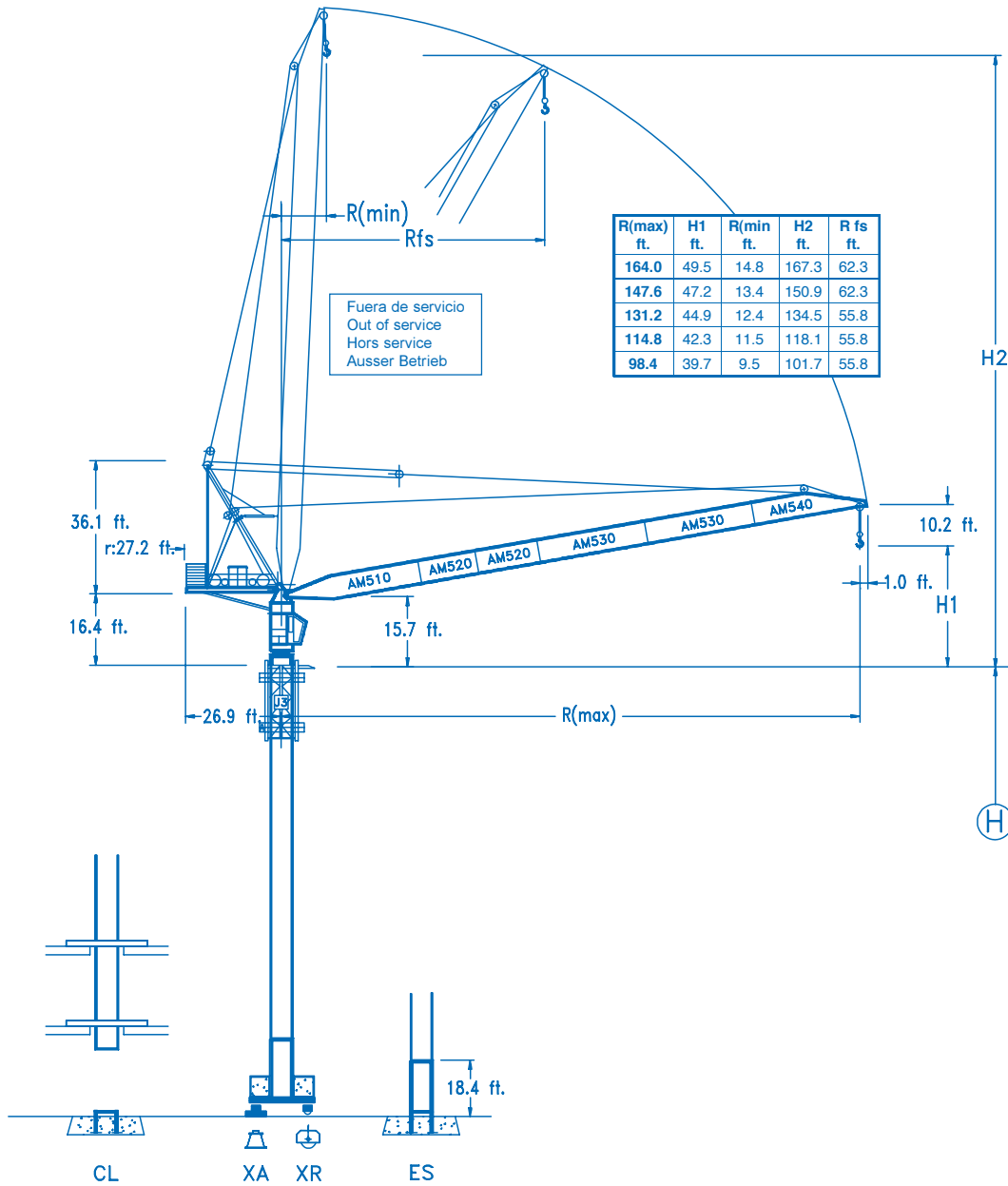


COMANSA

LCL

LCL-200

26,450 lbs.

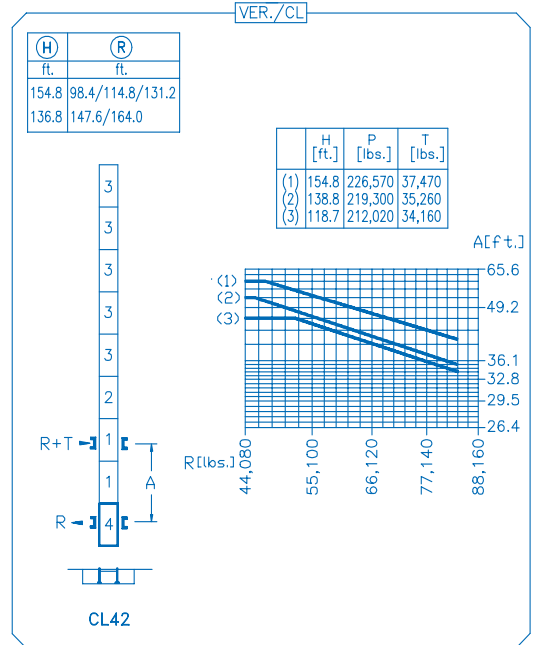
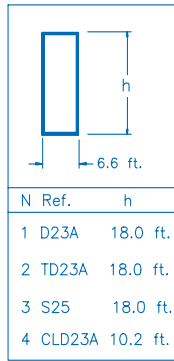
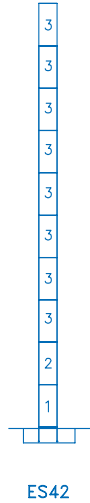
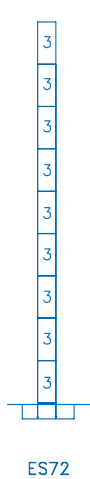
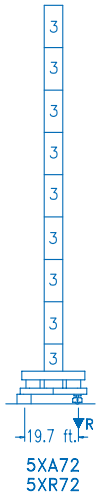


R														
164.0	67.6	72.2	82.0	88.6	98.4	105.3	114.8	121.4	131.2	137.8	147.6	154.2	164.0	ft.
	26,450	24,200	19,700	17,650	15,230	13,220	11,660	10,800	9,670	9,040	8,200	7,690	6,610	lbs.
147.6	65.6	72.2	82.0	88.6	98.4	107.9	114.8	121.4	131.2	137.8	147.6	ft.		
	26,450	23,410	19,570	17,790	15,600	13,220	12,210	11,390	10,310	9,670	8,820	lbs.		
131.2	69.5	72.2	82.0	88.6	98.4	105.0	114.5	121.4	131.2	ft.				
	26,450	25,210	21,490	19,170	16,820	15,520	13,220	12,230	11,020	lbs.				
114.8	67.2	72.2	82.0	88.6	98.4	105.0	114.8	ft.						
	26,450	24,570	21,490	19,460	17,410	16,240	14,770	lbs.						
98.4	69.2	72.2	82.0	88.6	98.4	ft.								
	26,450	25,370	22,330	20,670	18,290	lbs.								

(H)	(R)
ft.	ft.
168.6	98.4
150.5	114.8/131.2
132.5	147.6/164.0

(H)	(R)
ft.	ft.
162.7	98.4
144.6	114.8/131.2
126.6	147.6/164.0

(H)	(R)
ft.	ft.
180.7	98.4
162.7	114.8/131.2
144.6	147.6/164.0



R. máx. En servicio
In operation
En service
In Betrieb

5XR72 245,750 lbs.

R. máx. Fuera de servicio
Out of service
Hors service
Ausser Betrieb

5XA72 344,930 lbs.

AFU-45

60 hp.

2 min

GR-10

2 x 74 ft.lbs.

0 ⇄ 0.8 rpm

TRA-7.5

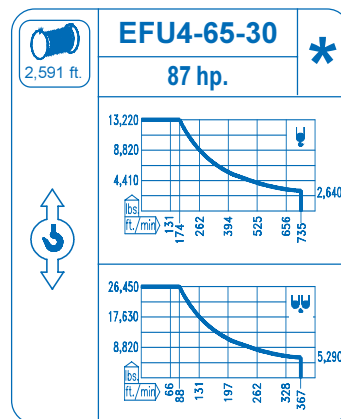
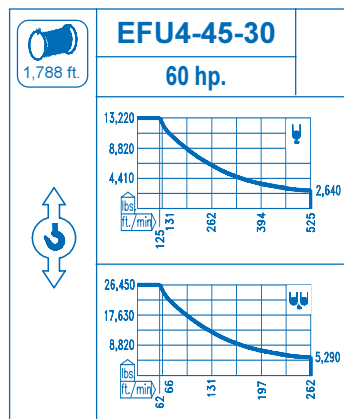
2 x 55 ft.lbs.

0 ⇄ 78 ft./min

TRA-7.5VC

2 x 55 ft.lbs.

0 ⇄ 78 ft./min



Tensión de alimentación
Operating voltage
Tension de service
Betriebsspannung

480 V
3 ph
60 Hz

Opcional
Optional
En option
Kaufoption
